

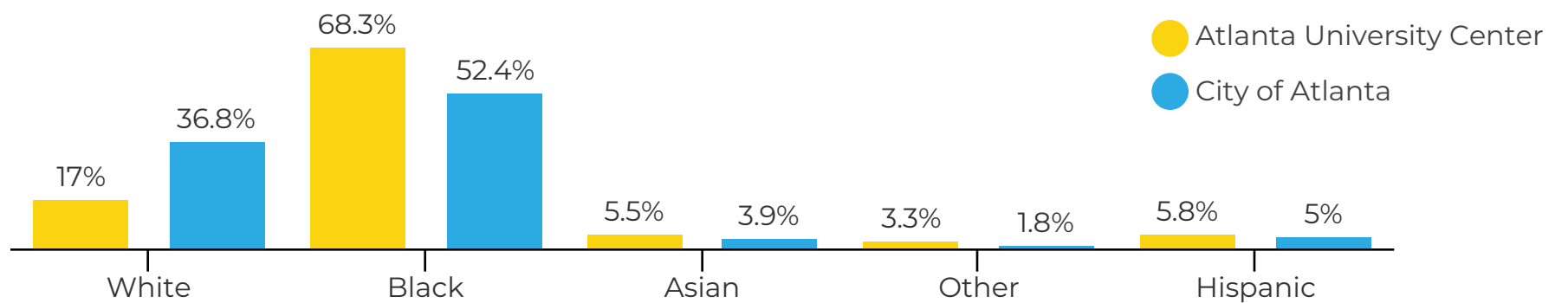

Neighborhood Profile

ATLANTA UNIVERSITY CENTER

DEMOGRAPHICS



Age Distribution



Race and Ethnicity

MIXED-INCOME COMMUNITIES



AUC | City of Atlanta
\$829 | **\$975**
Median Gross Rent

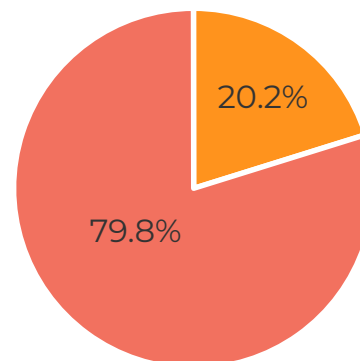


\$27,742 | **\$47,527**
Median Household Income

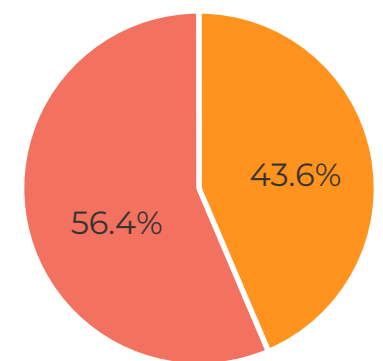


16.6% | **11.5%**
Unemployed Population


Atlanta University Center



City of Atlanta



● Renters ● Home Owners



AUC | City of Atlanta
32.9% | **24.6%**
Population in Poverty


Source: American Community Survey 5-Year Estimates, 2011-2015

Neighborhood Profile


ATLANTA UNIVERSITY CENTER

COMMUNITY HEALTH & WELLNESS

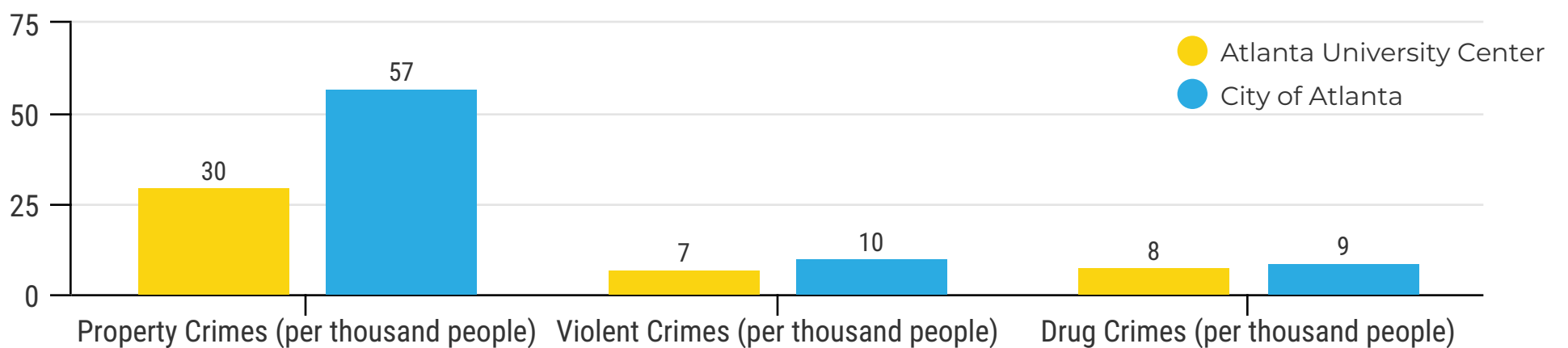
 **9.9%**
Population
without Insurance

 **16.9%**
Children Born to
Mothers without a
High School Diploma


 **13.3%**
Children Born
Prematurely


 **8.1%**
Children Born
to Teens


SAFETY & SECURITY



CRADLE TO CAREER EDUCATION

 **Bethune | M. A. Jones**
7% | 23.2%
3rd Graders
Reading at Grade
Level

 **11.5%**
8th Graders at
Brown Middle School
Proficient in Math

 **69.8%**
Booker T. Washington
High School
Graduation Rate

PROPERTY CONDITIONS

 **28**
Vacant Structures

 **148**
Vacant Lots

 **63**
Dilapidated
Buildings

Source: American Community Survey 5-Year Estimates, 2011-2015; GOSA, 2015-2016; OASIS, 2011 - 2015; APD Urban Planning & Management Windshield Survey, 2017