

Neighborhood Profile

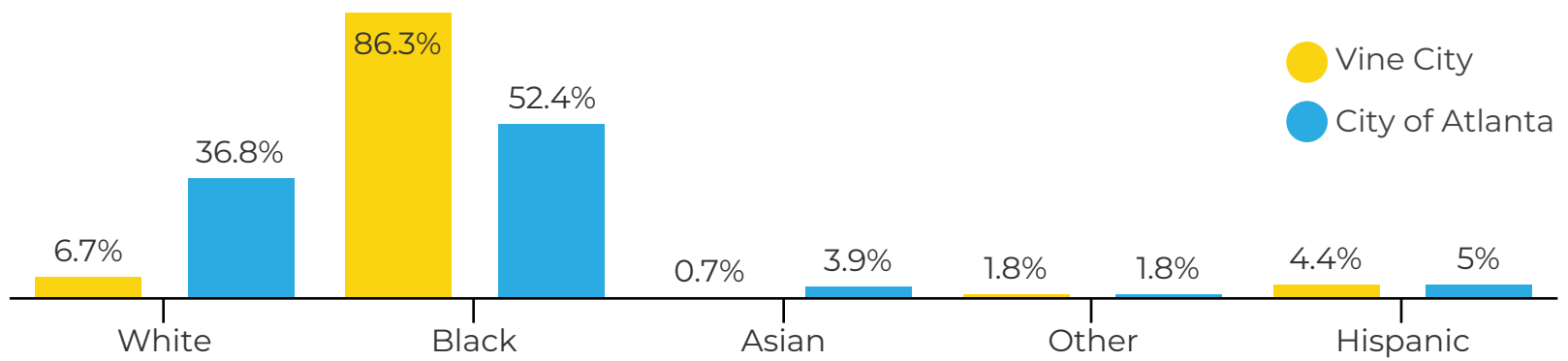
VINE CITY

DEMOGRAPHICS



Age Distribution

	Under 18	18 - 34	35 - 64	65+
Vine City	24.2%	36.8%	31.7%	7.3%
City of Atlanta	18.7%	34.3%	36.5%	10.5%



MIXED-INCOME COMMUNITIES



Vine City | City of Atlanta
\$840 | **\$975**
Median Gross Rent

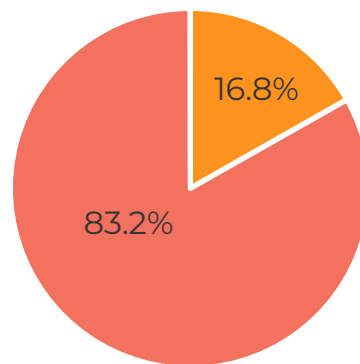


\$25,413 | **\$47,527**
Median Household Income

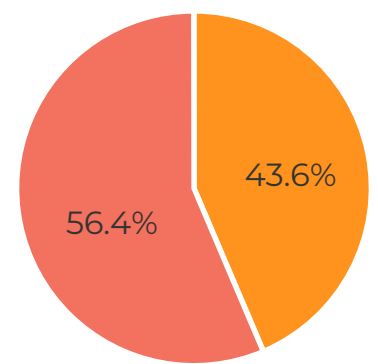


18.2% | **11.5%**
Unemployed Population


Vine City



City of Atlanta



Renters Home Owners



Vine City | City of Atlanta
38.8% | **24.6%**
Population in Poverty

Source: American Community Survey 5-Year Estimates, 2011-2015

Neighborhood Profile

VINE CITY

COMMUNITY HEALTH & WELLNESS



20.7%
Population
without Insurance



19.9%
Children Born to
Mothers without a
High School Diploma

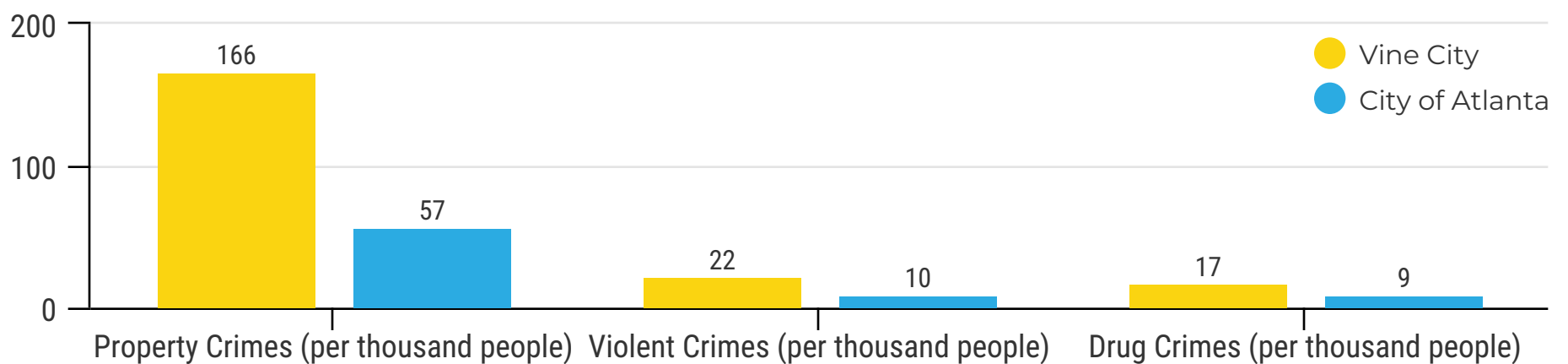


13.9%
Children Born
Prematurely



9.3%
Children Born
to Teens


SAFETY & SECURITY



CRADLE TO CAREER EDUCATION



Bethune | M. A. Jones
7% | 23.2%
3rd Graders
Reading at Grade
Level



11.5%
8th Graders at
Brown Middle School
Proficient in Math

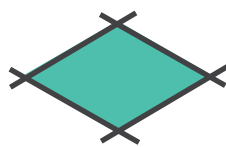


69.8%
Booker T. Washington
High School
Graduation Rate

PROPERTY CONDITIONS



152
Vacant Structures



336
Vacant Lots



246
Dilapidated
Buildings

Source: American Community Survey 5-Year Estimates, 2011-2015; GOSA, 2015-2016; OASIS, 2011 - 2015; APD Urban Planning & Management Windshield Survey, 2017