

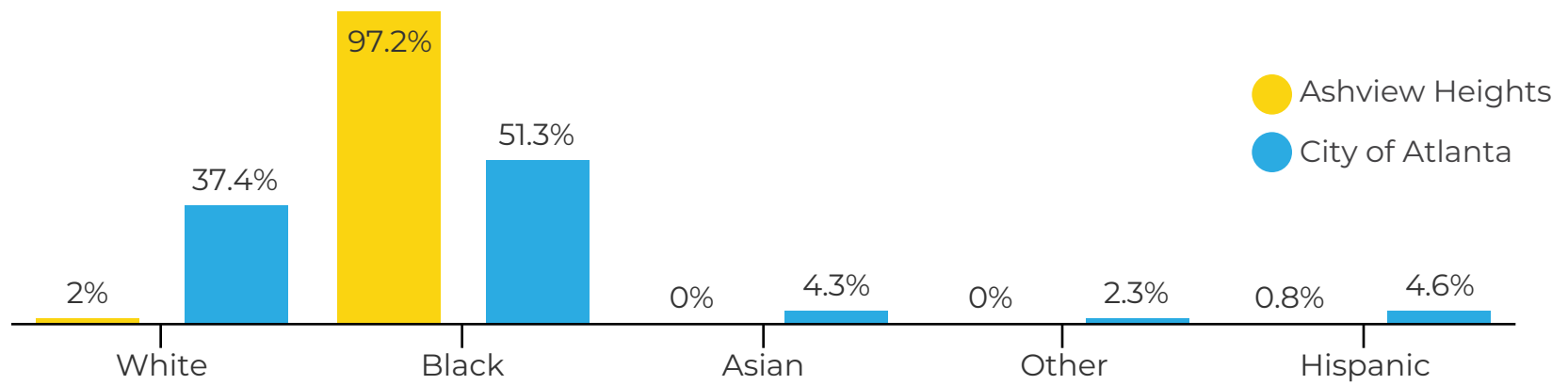
Neighborhood Profile

ASHVIEW HEIGHTS

DEMOGRAPHICS



Age Distribution	Under 18	18 - 34	35 - 64	65+
Ashview Heights	30.3%	29.4%	26.9%	13.4%
City of Atlanta	18.5%	34.5%	35.7%	11.3%



Race and Ethnicity

MIXED-INCOME COMMUNITIES



Ashview Heights | City of Atlanta
\$807 | **\$1,042**
Median Gross Rent

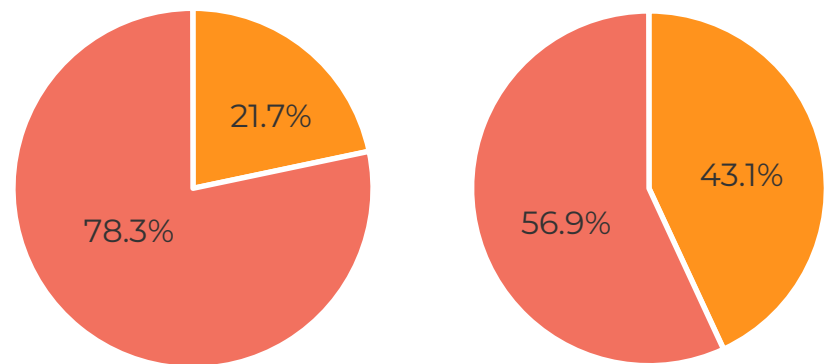


\$26,150 | **\$52,197**
Median Household Income




17.9% | **8.8%**
Unemployed Population

Ashview Heights | City of Atlanta



● Renters ● Home Owners



Ashview Heights | City of Atlanta
41.4% | **22.2%**
Population in Poverty

Source: American Community Survey 5-Year Estimates, 2012-2016

Neighborhood Profile

ASHVIEW HEIGHTS

COMMUNITY HEALTH & WELLNESS



21.2%
Population
without Insurance



20.1%
Children Born to
Mothers without a
High School Diploma

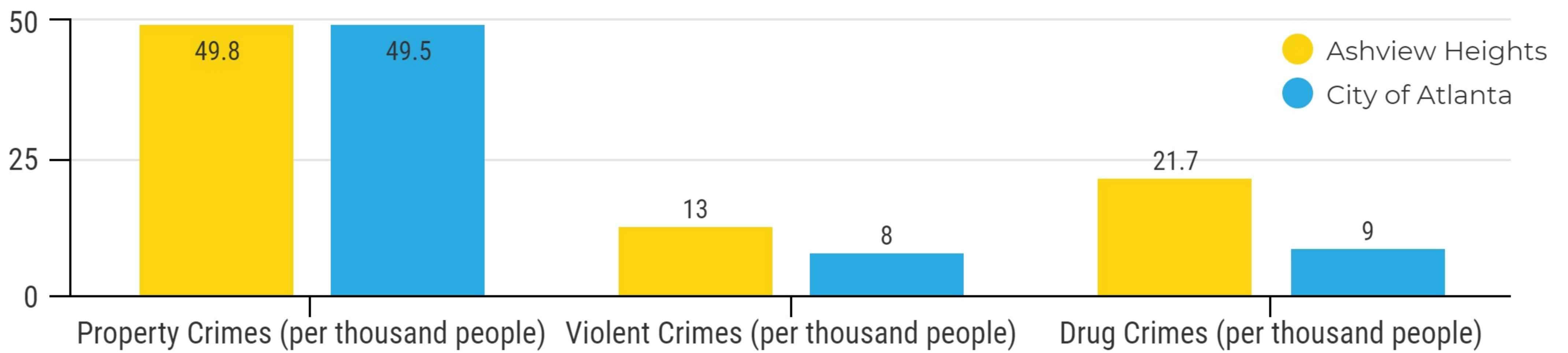


9.4%
Children Born
Prematurely



8.8%
Children Born
to Teens


SAFETY & SECURITY



CRADLE TO CAREER EDUCATION



Hollis | M. A. Jones
8.6% | 15%
3rd Graders
Reading at Grade
Level



11.4%
8th Graders at
Brown Middle School
Proficient in Math

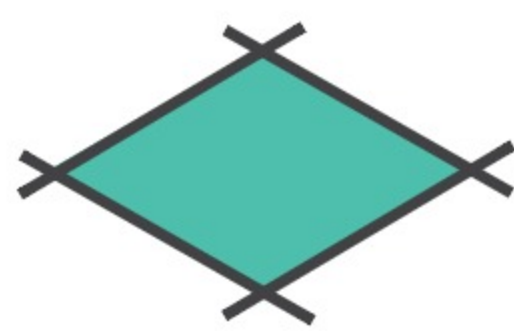


73.8%
Booker T. Washington
High School
Graduation Rate

PROPERTY CONDITIONS



161
Vacant Structures



197
Vacant Lots



282
Dilapidated
Buildings

Source: American Community Survey 5-Year Estimates, 2012-2016; GOSA, 2017-2018; OASIS, 2012 - 2016; APD Urban Planning & Management Windshield Survey, 2017