

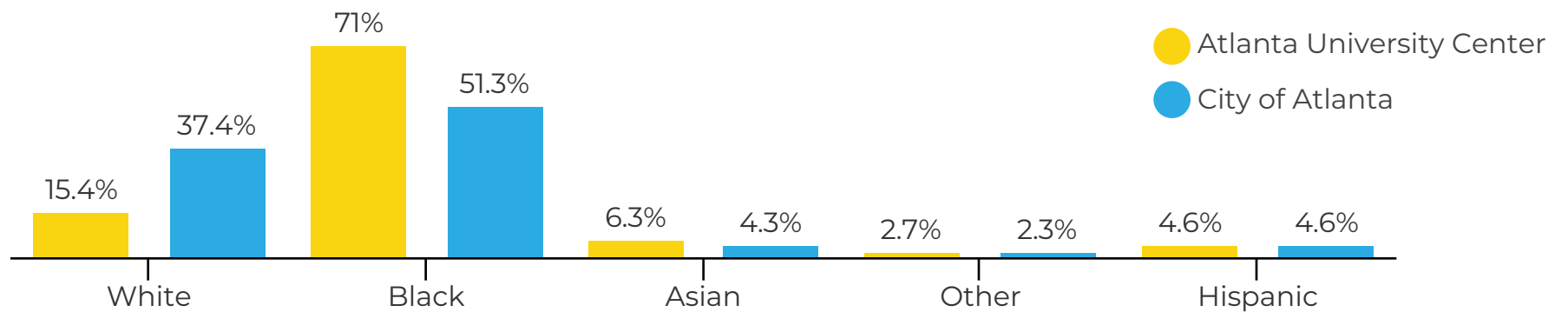

Neighborhood Profile

ATLANTA UNIVERSITY CENTER

DEMOGRAPHICS



Age Distribution



Race and Ethnicity

MIXED-INCOME COMMUNITIES



AUC | City of Atlanta
\$849 | **\$1,042**
Median Gross Rent

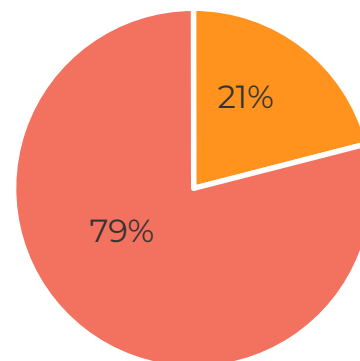


\$30,227 | **\$52,197**
Median Household Income

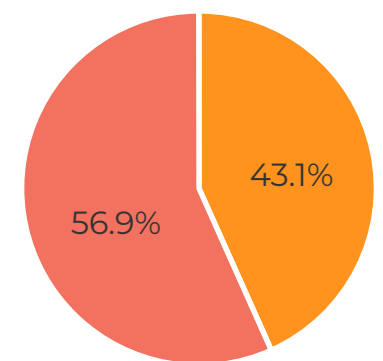


11.2% | **8.8%**
Unemployed Population


Atlanta University Center



City of Atlanta



● Renters ● Home Owners



AUC | City of Atlanta
33.8% | **22.2%**
Population in Poverty


Source: American Community Survey 5-Year Estimates, 2012-2016

Neighborhood Profile


ATLANTA UNIVERSITY CENTER

COMMUNITY HEALTH & WELLNESS

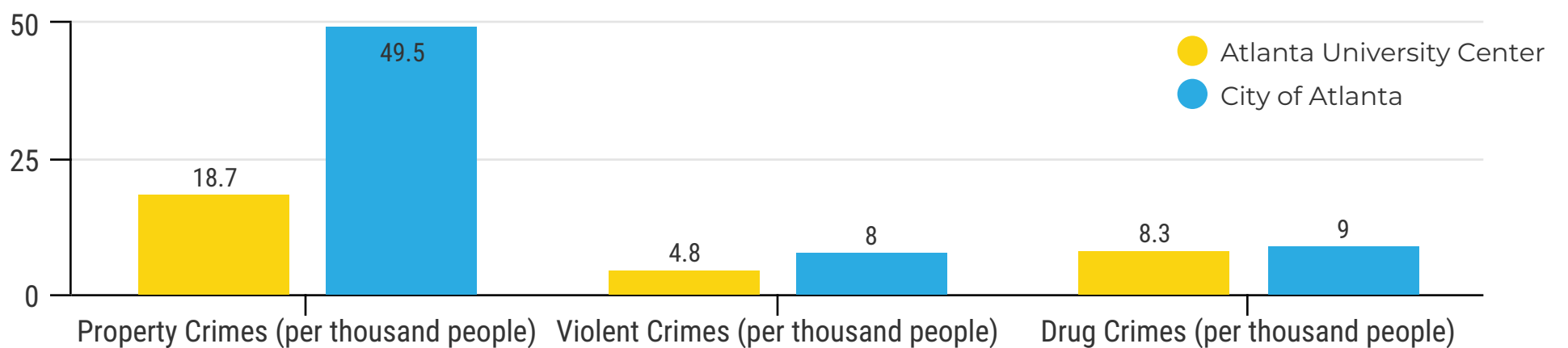
 **10.4%**
Population
without Insurance

 **17.8%**
Children Born to
Mothers without a
High School Diploma


 **14.5%**
Children Born
Prematurely


 **8.3%**
Children Born
to Teens


SAFETY & SECURITY



CRADLE TO CAREER EDUCATION

 **Hollis** | **M. A. Jones**
8.6% | **15%**
3rd Graders
Reading at Grade
Level

 **11.4%**
8th Graders at
Brown Middle School
Proficient in Math

 **73.8%**
Booker T. Washington
High School
Graduation Rate

PROPERTY CONDITIONS

 **28**
Vacant Structures

 **148**
Vacant Lots

 **63**
Dilapidated
Buildings

Source: American Community Survey 5-Year Estimates, 2012-2016; GOSA, 2017-2018; OASIS, 2012 - 2016; APD Urban Planning & Management Windshield Survey, 2017