

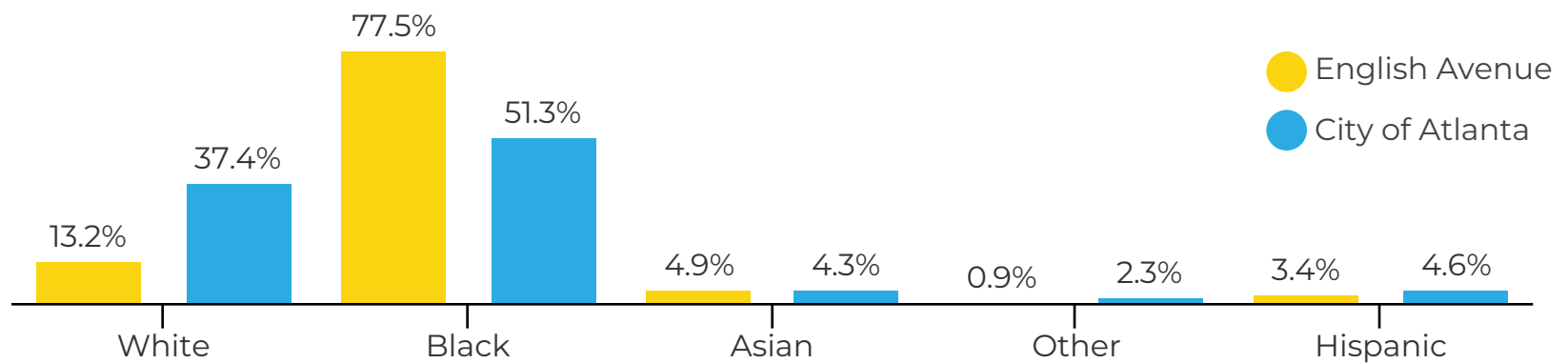
Neighborhood Profile

ENGLISH AVENUE

DEMOGRAPHICS



Age Distribution	Under 18	18 - 34	35 - 64	65+
	English Avenue	16.8%	54.9%	19.3%
City of Atlanta	18.5%	34.5%	35.7%	11.3%

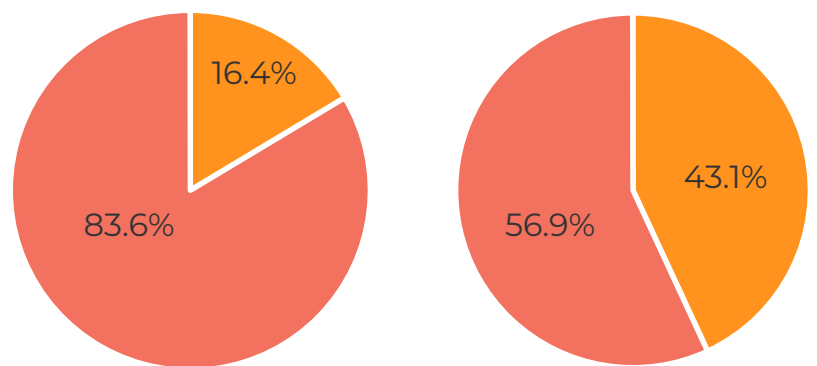


Race and Ethnicity

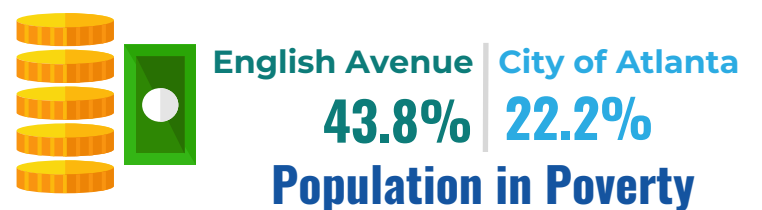
MIXED-INCOME COMMUNITIES



English Avenue City of Atlanta



● Renters ● Home Owners



Source: American Community Survey 5-Year Estimates, 2012-2016

Neighborhood Profile

ENGLISH AVENUE

COMMUNITY HEALTH & WELLNESS



20%

Population without Insurance



29.1%

Children Born to Mothers without a High School Diploma



15.7%

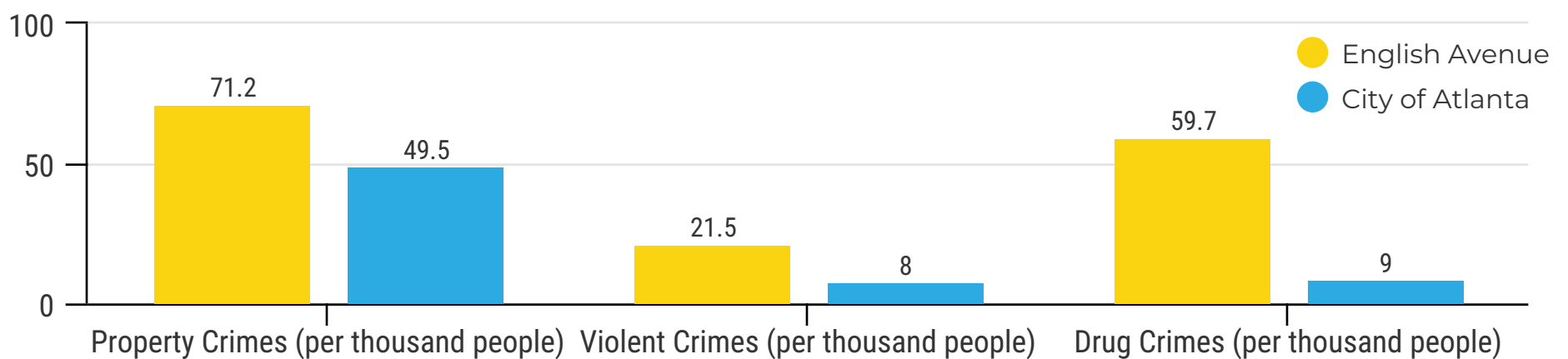
Children Born Prematurely



12.7%

Children Born to Teens


SAFETY & SECURITY



CRADLE TO CAREER EDUCATION



Hollis | M. A. Jones
8.6% | 15%
3rd Graders Reading at Grade Level



11.4%

8th Graders at Brown Middle School Proficient in Math



73.8%

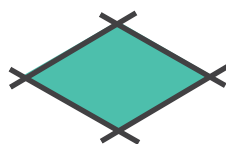
Booker T. Washington High School Graduation Rate

PROPERTY CONDITIONS



367

Vacant Structures



509

Vacant Lots



422

Dilapidated Buildings

Source: American Community Survey 5-Year Estimates, 2012-2016; GOSA, 2017-2018; OASIS, 2012 - 2016; APD Urban Planning & Management Windshield Survey, 2017