

Neighborhood Profile

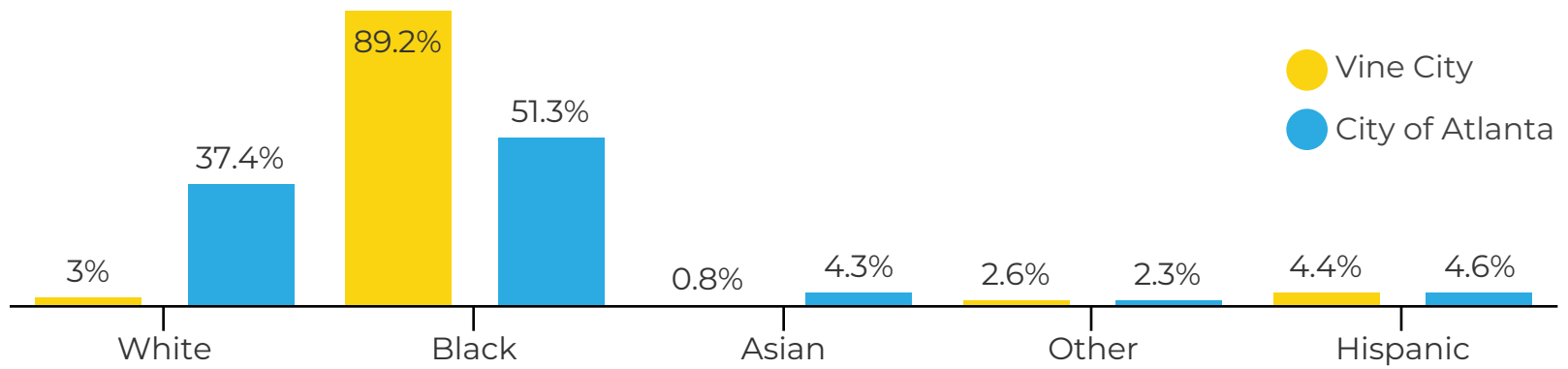
VINE CITY

DEMOGRAPHICS



Age Distribution

	Under 18	18 - 34	35 - 64	65+
Vine City	24.5%	36.6%	32.3%	6.6%
City of Atlanta	18.5%	34.5%	35.7%	11.3%



MIXED-INCOME COMMUNITIES



Vine City | City of Atlanta
\$867 | **\$1,042**
Median Gross Rent

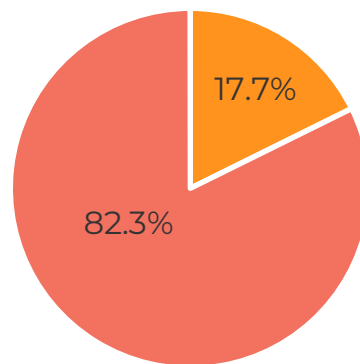


\$26,148 | **\$52,197**
Median Household Income

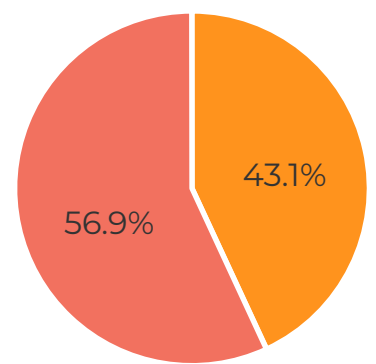


16.1% | **8.8%**
Unemployed Population


Vine City



City of Atlanta



Renters Home Owners



Vine City | City of Atlanta
39.5% | **22.2%**
Population in Poverty

Source: American Community Survey 5-Year Estimates, 2012-2016

Neighborhood Profile

VINE CITY

COMMUNITY HEALTH & WELLNESS



21.2%
Population
without Insurance



21.9%
Children Born to
Mothers without a
High School Diploma

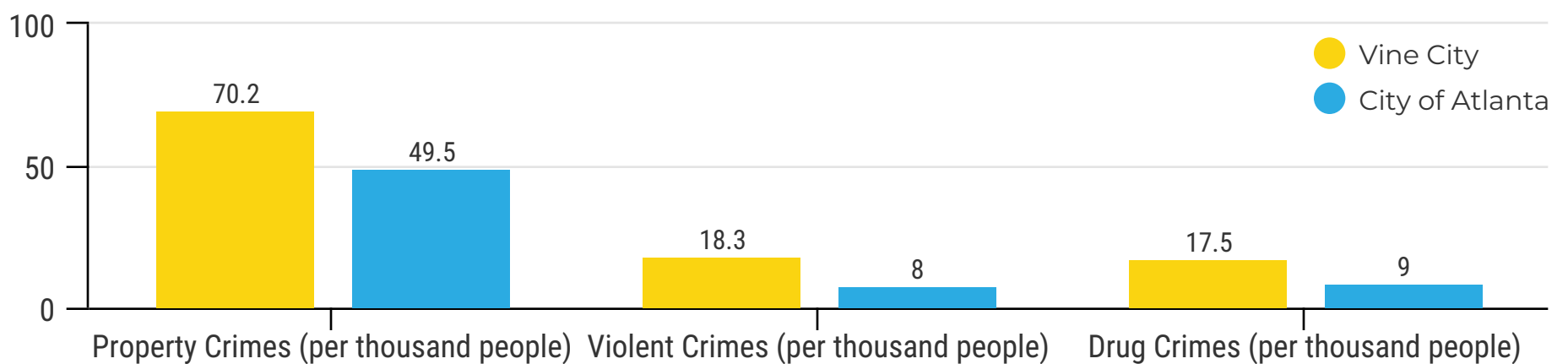


14.1%
Children Born
Prematurely



8.9%
Children Born
to Teens


SAFETY & SECURITY



CRADLE TO CAREER EDUCATION



Hollis | M. A. Jones
8.6% | 15%
3rd Graders
Reading at Grade
Level



11.4%
8th Graders at
Brown Middle School
Proficient in Math

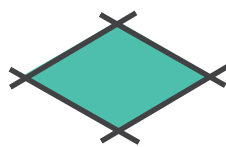


73.8%
Booker T. Washington
High School
Graduation Rate

PROPERTY CONDITIONS



152
Vacant Structures



336
Vacant Lots



246
Dilapidated
Buildings

Source: American Community Survey 5-Year Estimates, 2012-2016; GOSA, 2017-2018; OASIS, 2012 - 2016; APD Urban Planning & Management Windshield Survey, 2017